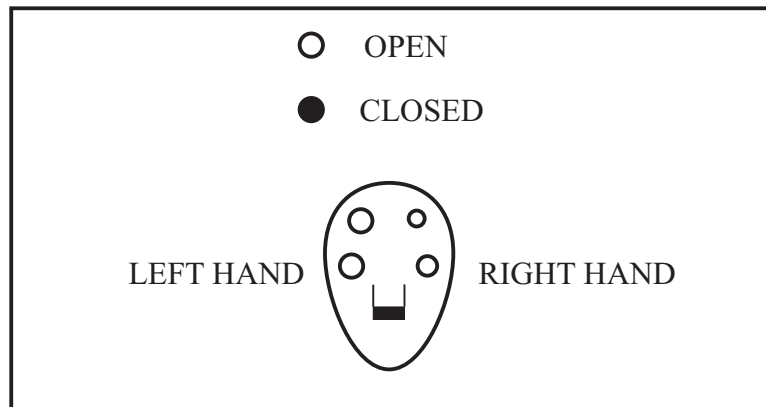

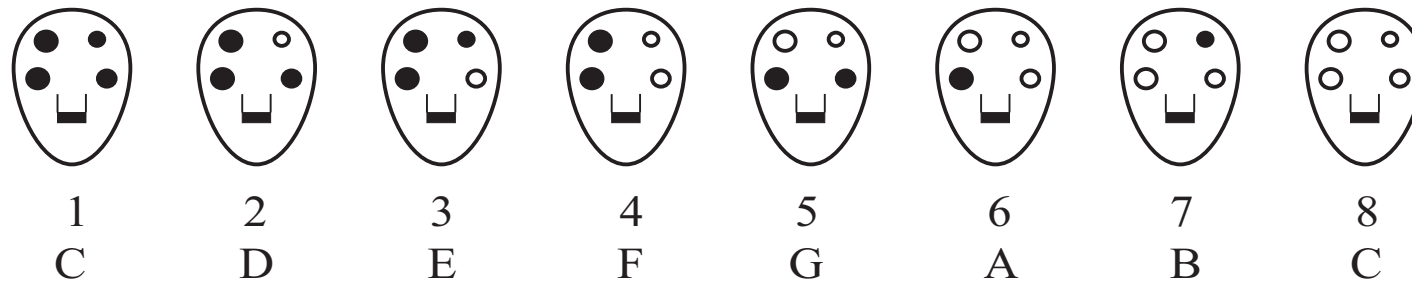
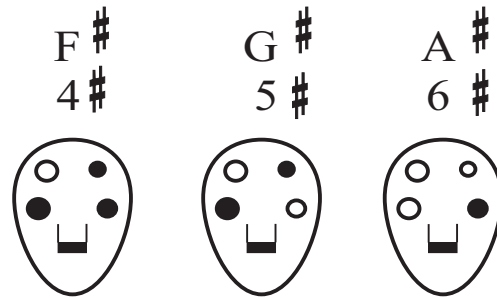


FINGERING CHART FOR THE DIATONIC JUNIOR OCARINA



To Play:

- 1) Begin each note with the tongue as in whispering the word "too".
- 2) To play the scale, completely cover all holes (no.1) and breathe gently into the mouthpiece. Looking at the fingering chart, progress up the scale one note at a time: 1,2,3,4,5,6,7,8.
- 3) Memorize the fingerings and scale numbers.
- 4) To play the songs on the back cover, match the numbers above the words to the fingerings on the chart.